


CONCRETE BOLLARDS

STEP UP SECURITY - USE CONCRETE BOLLARDS



CONCRETE BOLLARDS

All units on this page are steel reinforced concrete to provide many years of trouble-free service. Select from the exposed aggregate textures and solid color light sandblast finishes.

A. CBRD	12" dia x 54" h	600 lbs	\$ 348.00
B. CBS16	16" sq x 28" h	616 lbs	\$ 404.00
C. CBRP	20" dia x 40" h	1450 lbs	\$ 912.00
D. CBS24	24" dia x 40" h	1900 lbs	\$ 593.00
E. CBRT10	10" dia x 34" h	240 lbs	\$ 359.00
F. CBPB	12" dia x 35" h	187 lbs	\$ 270.00
G. CBS12	12" sq x 30" h	385 lbs	\$ 342.00
H. CBSL	12" sq x 42" h	300 lbs	\$1303.00
I. CBRL	12" dia x 54" h	400 lbs	\$1142.00
J. CBR18	18" dia x 35" h	720 lbs	\$ 344.00
K. CBR12	12" dia x 34" h	240 lbs	\$ 347.00
L. CBH	16" x 12" x 48" h	150 lbs	\$ 211.00
M. CBRT12	12" dia x 30" h	275 lbs	\$ 347.00
N. CBRF	12" dia x 30" h	290 lbs	\$ 302.00




H.



FUNCTIONS:

- CREATE BOUNDARIES FOR TRAFFIC
- PROVIDE A BARRIER TO CONTROL PARKING BY YOUR BUILDING
- LIGHT WALKWAYS FOR PEDESTRIANS PEACE OF MIND
- ENHANCE VISIBILITY FOR MANAGEMENT
- ENHANCE BORDERS TO LANDSCAPE

Select Concrete Color:



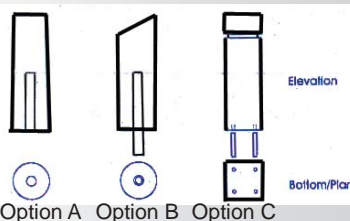
Select Aggregate Texture:



I.



I.



Option A Option B Option C

SELECT MOUNTING OPTIONS

When ordering specify your choice of mounting options shown. "A" "B" or "C"

